

# iFeedBack



iFeedBack is a single sign-on, instant feedback survey tool designed for college students.

Continue ...

# Configure and Setup

- Obtain a token from the single sign-on Web Service to access class survey sites.

Menu	
Choose Course	
Update Token	
Add Course	
Submit Answers	
Erase Cache	
Help	
EXIT	SELECT

Security Info	
Username:	
test01	
Password:	
pass01	
The current token is not valid	
MAIN	UPDATE

Success!	
The new token is 001:111	
	OK

- Under the “Add Course” menu, click ADD to add the URL of a class survey site. You can repeat this process multiple times to add more classes.

Menu	
Choose Course	
Update Token	
Add Course	
Submit Answers	
Erase Cache	
Help	
EXIT	SELECT

Add a new course	
Nickname:	
CS 301	
End Point URL:	
http://128.83.62.11:8000/iFeedBackSurvey/servlet/Server	
MAIN	ADD

Continue ...

# Fill Out a Survey

**Choose a class site by its nickname → iFeedback fetches the currently active question → Answer the question → click SAVE to save it in on-device cache.**

**NOTE:** Use **arrow** key to move among choices  
Use **Send/Call** key to mark selections



<b>Menu</b>	
<b>Choose Course</b>	
<b>Update Token</b>	
<b>Add Course</b>	
<b>Submit Answers</b>	
<b>Erase Cache</b>	
<b>Help</b>	
<b>EXIT</b>	<b>SELECT</b>

Available Courses	
CS 301	
<b>MAIN</b>	<b>SELECT</b>

**Question**

How do you evaluate the class progress today?

**Choices**

☐ too slow, I already knew

☐ too fast, I do not understand

☒ about right

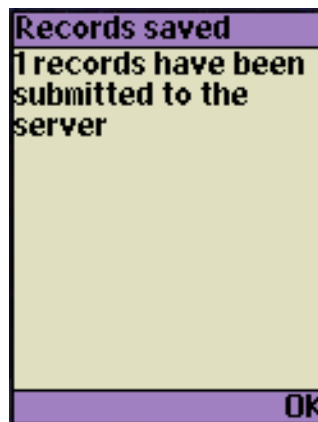
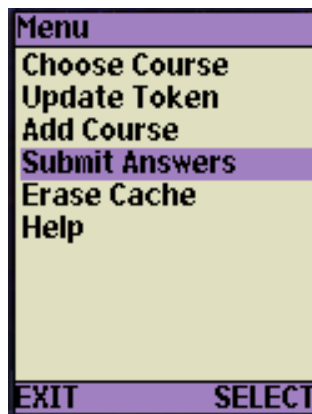
**Comment:**

**MAIN** **SAVE**

Continue ...

# Submit Answers

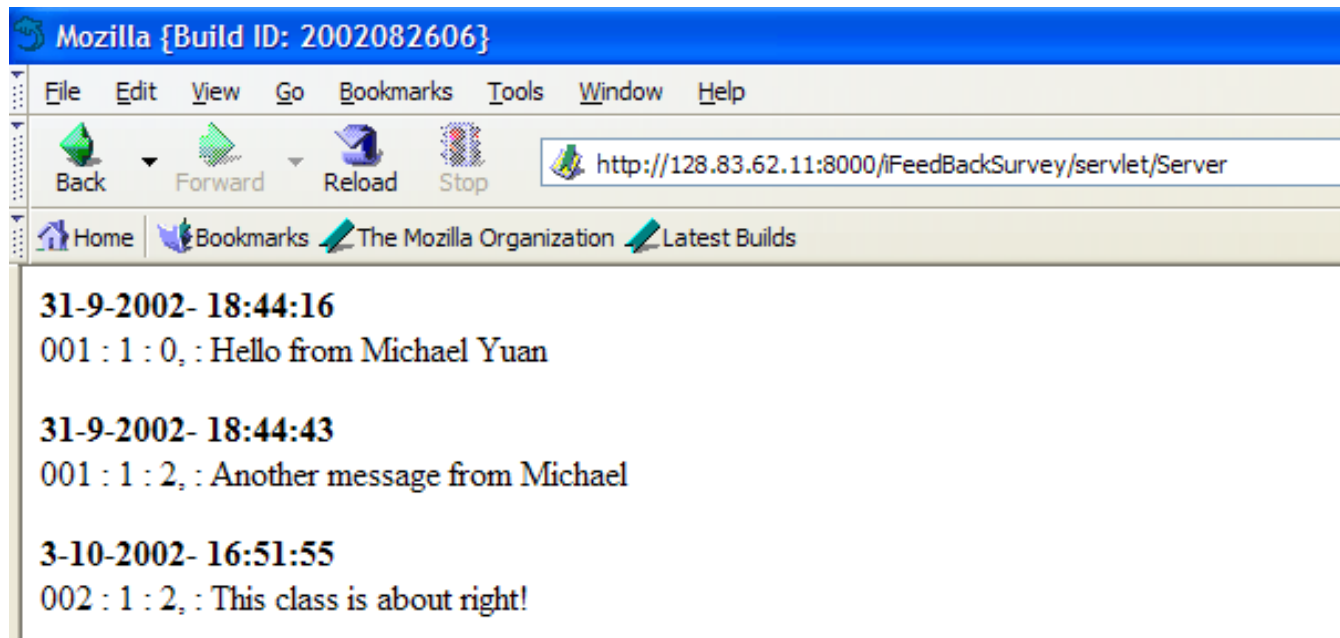
When the cache grows big, we can send all saved answers with their timestamps to their respective servers as a batch.



Continue ...

# Administration

Point your browser to the class survey URL to see current submitted answers.



Finished